

# 2019 OROVILLE IMPACT SHEET

## SERVING THE KIDS WHO NEED US MOST



**144 YOUTH MEMBERS**

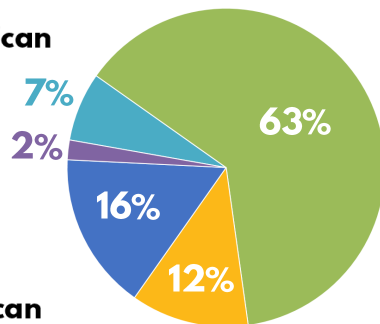
**12-18 years old**

**65% boys**

**35% girls**



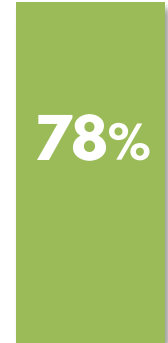
- African American
- Caucasian
- Hispanic
- Multi-Racial
- Native American



Rely on social services



Live in single or non-parent households



Live below poverty line


### HOW WE ADDRESS FOOD INSECURITY

**3,294**



**SNACKS**

**2,217**



**MEALS**

**1,333 lbs**



**PRODUCE**



**ACADEMIC SUCCESS**

**1,194** sessions of homework help, reading & tutoring



**GOOD CHARACTER & CITIZENSHIP**

**286** sessions of leadership, public speaking & moral reasoning



**HEALTHY LIFESTYLES**

**1,645** sessions of fitness, nutrition & behavior management

**PROVEN SUCCESSFUL PROGRAMS**

## UPDATE: BGCNV'S COVID-19 RESPONSE

Curbside supper & food boxes.



At-home art & program supplies.



Tablets to stay connected.



Online youth programs.

